

I Have, Who Has? *Alphabet Game*

2 Ways to Play!



Background Provided By: www.mycutegraphics.com
Fonts Provided By: www.kevinandamanda.com
Loopy Doodle Border By: Jennifer Jones

I Have, Who Has? *Alphabet Game*

2 Ways to Play!


Pass out the cards to students. Have them sit in a circle. Pick a child to go first. They stand and read their card. (Your students may not be able to read yet, but they quickly catch on to how the game is played and “read” their cards accordingly.) The child with the correct answer stands up and reads their card. Play continues until all cards are read. To make this a REAL challenge, time the students and have them try to break their own record!

Game 1: Say the letter. “I have A. Who has F?”

Game 2: Say the sound. “I have /a/. Who has /f/? The pictures on the cards will help students remember the letter sounds.


START

I have




Who has F?

I have




Who has O?

I have




Who has H?

I have




Who has T?

I have




Who has W?

I have




Who has C?

I have



Who has J?

I have



Who has Q?

I have




Who has X?

I have



Who has R?

I have




Who has G?

I have




Who has D?

I have



Who has M?

I have



Who has L?

I have



Who has Z?

I have



Who has V?

I have




Who has P?

I have



Who has E?

I have




Who has S?

I have




Who has Y?

I have



Who has U?

I have



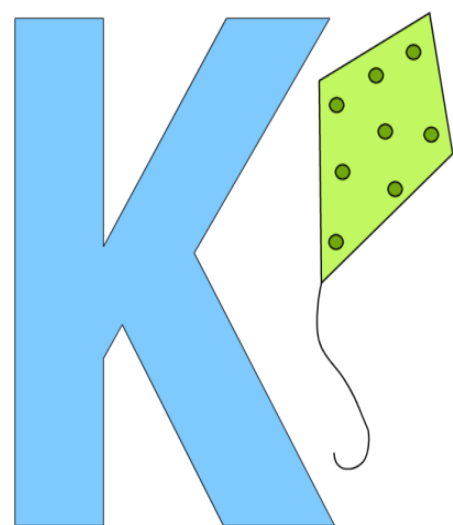
Who has B?

I have




Who has K?

I have




Who has I?

I have



Who has N?

I have



The end!

I Have!
Who Has?



Alphabet
Set

I Have! Who Has?
Game Directions

2 Ways to Play! Pass out the cards to students. Have them sit in a circle. Pick a child to go first. They stand and read their card. (Your students may not be able to read yet, but they quickly catch on to how the game is played and "read" their cards accordingly.) The child with the correct answer stands up and reads their card. Play continues until all cards are read. To make this a REAL challenge, time the students and have them try to break their own record!


Game 1: Say the letter. "I have A. Who has F?"

Game 2: Say the sound. "I have /a/. Who has /f/?" The pictures on the cards will help students remember the letter sounds.


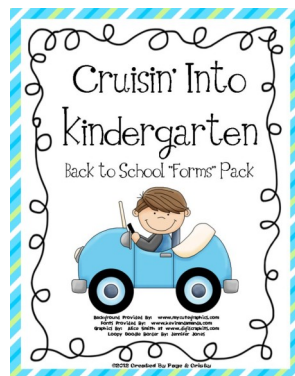
©2012 Created By Page & Cristy

Thanks so much for downloading this freebie!

If you like this activity, please be sure to check out our ENTIRE Back to School "Lessons and Activities" Pack for Kindergarten. It's chock full of lessons, activities, crafts, resources, and more! Over 80 pages in addition to the "I Have, Who Has?" ALPHABET GAME you just downloaded!



Please be sure to check out our other Back to School "Forms" Packs too. It's chock full of beginning of the year forms such as transportation, volunteer sign-up, class directory release, discipline plans and more! Thanks again!



Please visit our store for more great products!
<http://www.teacherspayteachers.com/Store/Page-Cristy>

Please leave us feedback and earn your TPT credits!